

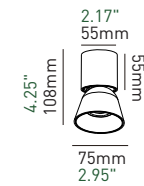


# WINDCHIME

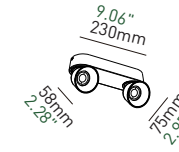
WT+WT

WT+BK

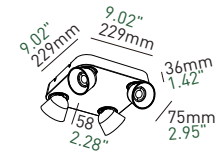
WT+GD



MPR01 (Power: 10W)



MPR02 (Power: 15W)



MPR04 (Power: 30W)

## Basic Information

Mounting	Surface mounted
Trim Finishing Color	White
Reflector Color	White/Black/Golden
Material	Die-cast Aluminum
Light Direction	55° 355°
IP Rating	IP20
Led Voltage	DC36V

## Optical Parameters

Light Source	LED COB
Lumens	70lm/W
CRI	97Ra
CCT	3000K 3500K 4000K
CCT Changeable	2700K 6000K 1800K 3000K
Beam Angle	50°
UGR	<13
LED Lifespan	50000hrs

Driver Voltage	AC100-120V AC220-240V
Driver Options	ON/OFF DIM TRIAC/ PHASE-CUT DIM 0/1-10V DIM DALI